

## Important Circular: Move-in and Move-out Arrangement

### (1) Move-in and Move-out Arrangement

Special traffic arrangements will be implemented to minimise pressure to traffic caused on the **move-in day (12 April)** and **move-out day (16 April)** of the InnoEX 2025. These measures would be beneficial to both our valued exhibitors as well as the general public.

All roads of the Hong Kong Convention and Exhibition Centre (HKCEC) will be blocked off for lorries / light goods vehicles for move-in from **9:00 a.m.** on the move-in day (12 April). Control point will be set-up at the entrance and only the following vehicles will be allowed to enter HKCEC. Exhibitors are recommended to pay attention to the details of the **NEW** arrangement as below:

#### (A) Vehicle Permit for Lorries / Light Goods Vehicles

e-Vehicle permits will be issued to each exhibitor for entering the loading / unloading area of the Hong Kong Convention and Exhibition Centre on the move-in day (12 April) and throughout the exhibition period including the move-out day (13 April – 16 April). The permit is **only valid for use at the specified dates and times** indicated on the permit.

According to HKCEC's latest requirement, due to space constraints inside the loading area, and in a bid to facilitate efficiency of the loading area, starting from 1 January 2015, long vehicles including 45 foot container would **NOT** be accommodated.

Under the new arrangement of HKCEC, drivers will need to **DOWNLOAD and REGISTER their e-Vehicle permit via the newly launched HKCEC Marshaling App named "Go HKCEC" before entering HKCEC loading area**. After completion of the registration, drivers can scan QR code on the e-vehicle permits issued by the organiser via the App and obtain a **Queue Ticket**. On the date of entry, when the **Queue Ticket** is called, an in-App Notification will be sent to driver. Driver can then proceed to **Kwai Chung vehicle marshalling area** and obtain an HKCEC loading area entry QR Code.

Each e-Vehicle permit is for one-time access on the designated date only (i.e., one QR Code for one entry only) and will be invalid after the exact date of entry. Only by showing the QR code on the e-vehicle permit by phone/tablet or in printed version will **NOT** be allowed for entry, the **e-Vehicle permit is ONLY FOR REGISTRATION PURPOSE VIA THE APP**.



- **HKCEC Marshaling App "Go HKCEC" <NEW>**

To safeguard smooth traffic around HKCEC and to minimize the waiting time of truck, HKCEC has launched a new App called "Go HKCEC". Through this App, lorries / light goods vehicles can obtain queuing ticket, check-in at designated locations and obtain QR code for accessing the HKCEC loading area.

**ALL lorries / light goods vehicles that needs to access the HKCEC loading area MUST obtain a ticket via this App before entering HKCEC.**

- Download "Go HKCEC" App from the [App Store](#), [Google Play](#), or via [APK file](#)



Apple Store	Google Play	APK File (Huawei / Xiaomi / VIVO)
		
		

**Move-in /out Arrangement <IMPORTANT>**

1. Move-in Day      12-April: Offsite Mode : TY
2. Move-Out Day    16- April: Offsite Mode : TY

\* They are REQUIRED to queue up at **Kwai Chung vehicle marshalling area.**

**Types of Entry Mode**

Please look for remarks under “Time of Entry” on vehicle pass

**Offsite Mode (TY)**

- Vehicle is required to get **Queue Ticket** from the App by scanning the e-Vehicle permit.
- Drive to **Kwai Chung vehicle marshalling area** when the queue ticket is called.
- Security Staff will scan the App QR Code at the vehicle marshalling area.
- Drive to HKCEC after successful scanning.
- Staff in HKCEC will scan the QR Code again. Vehicle will be allowed to enter the loading area after successful scanning.



Download "Go HKCEC" mobile app for entry QR code  
下載「香港快遞展」手機應用程式以獲取入場二維碼

e-Vehicle Permit Sample (For Ref only)

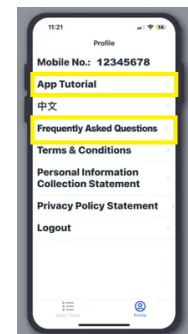
• “Go HKCEC” User Guide Video

- <https://www.youtube.com/watch?v=4p00qv9hQqs>



• Browse App tutorial and other useful information on the App

- Click “Profile”
- Click “App Tutorial” and “Frequently Asked Questions”



“Go HKCEC” Hotline: 2582 7130

The e-Vehicle permit is for loading and unloading only. No Parking is allowed. Private vehicles are not permitted to enter the loading area. Drivers are required to use either Octopus Card / Visa Card or Mastercard to clock-in time at the automated entry machine when entering the HKCEC loading / unloading area. With an aim of alleviating the traffic congestion due to a high usage of loading/unloading facilities, the free-of-charge loading/unloading time during the fair period is limited to 1<sup>st</sup> 60-minutes. Payment (if any) will be debited directly from the same Octopus Card / Visa Card / Mastercard. Official receipt can be printed from the automated exit machine.

The HKCEC will impose charges on vehicles with extended stay on 12 April and 16 April 2025. The charges are as follows:

	<b>Every 30 mins (or part thereof)</b>
<b>First 60-mins (after clock in)</b>	<b>Free</b>
<b>First 2 hours after 60 mins</b>	<b>HK\$100</b>
<b>After 3 hours</b>	<b>HK\$150</b>

The Expo Drive Hall loading area admits vehicles of 2.2m or below only.

**(B) Private Car / Taxi**

Private cars and taxis will be allowed to enter into the HKCEC at the discretion of the traffic control attendants during the move-in and move-out periods. No waiting or parking at the HKCEC is allowed. Private cars and taxis entering HKCEC will NOT be required to present any Vehicle Permit nor report to the vehicle marshalling area. However, drivers can only unload their goods at the Expo Drive / Harbour Road Entrance of the HKCEC.

The above measure has been implemented in a number of exhibitions, and was proven to be effective in alleviating the traffic congestion. Please contact the Organiser for any further enquiries. Thank you for your understanding and cooperation.

**Remarks: According to the traffic conditions, we may implement traffic diversions at the vicinity of HKCEC or other traffic arrangement on the move-in and move-out day.**

**(2) Transportation Worker**

For identification purposes, transportation drivers/workers will be given a hand band at the entrance to the loading dock or the marshalling area during the move-in and move-out days. After obtaining hand band for the day, workers may re-enter exhibition venues via other entry points during the same day. Workers without a valid hand band will be asked to leave the venue at once.

## 重要通告：進館日、撤館日之交通安排

### (1) 進館/撤館安排

主辦機構將於香港國際創科展 2025 之進館日 (即 4 月 12 日) 及撤館日 (即 4 月 16 日) 實施特別交通安排，以舒緩其引起之交通擠塞及為各參展商及公眾人士帶來更大的方便。

香港會議展覽中心的所有道路將於進館日 (即 4 月 12 日) 上午 9 時起 實施車輛進入管制。管制點將設於各入口，符合以下條件之車輛方安排進入灣仔會議展覽中心之裝卸區。請各參展商注意以下之新安排：

#### (一) 貨車 / 輕型客貨車 車輛許可證

各參展商均會獲發進館及撤館之電子車證，方便於展品進場日 (即 4 月 12 日) 及展覽期間 (4 月 13 日至 4 月 16 日) 進入香港會議展覽中心之裝卸區。此證只適用於許可證上指定之日期及時間。

根據香港會議展覽中心最新規定，由於裝卸區內的空間有限，為提升裝卸區的效率，由 2015 年 1 月 1 日開始，大會將禁止 45 英尺長的貨車進入裝卸區，請各參展商注意。

根據香港會議展覽中心的最新安排，所有貨車/輕型貨車進入卸貨區前，司機須先下載「會展快運易」手機應用程式並完成簡單登記，司機透過此手機應用程式掃描由主辦單位發出電子版車輛通行證上的二維碼並取得籌號。進館日當天手機應用程式將依次叫號，司機於籌號被叫後需根據提示的時間前往葵涌車輛報到處，報到並獲得進場二維碼後，方可進入香港會議展覽中心之裝卸區。

參展商獲發的車輛許可證只適用於手機應用程式「會展快運易」上之登記用途，單憑出示電子車證上的二維碼 (QR Code) 並不能直接入場。各張電子版車輛通行證只限於指定日期使用一次\*，逾期無效。(\*如該張電子車輛通行證已於指定日子使用一次進入卸貨區，即二維碼已被掃描一次，承建商或貨運代理將不能於當天再次使用同一張電子版車輛通行證進入卸貨區。) 登記成功後，即可根據手機應用程式上的提示及入場二維碼前往香港會議展覽中心。





- 「會展快運易」手機應用程式 <新>



展覽期間為了保持香港會議展覽中心週邊交通暢通，香港會議展覽中心推出全新手機應用程式「會展快運易」(Go HKCEC) 以節省貨車/輕型客貨車的等候時間。透過此應用程式，活動相關車輛可領取排隊籌號、按指示到指定地點打卡及獲取入場二維碼，再前往香港會議展覽中心。

所有需要進入會展中心一期或二期裝卸區的活動相關車輛，於進入香港會議展覽中心裝卸區前，必須透過「會展快運易」手機應用程式領取排隊籌號。

- 請於 [App Store](#)、[Google Play 商店](#) 或 [APK 檔案](#) 下載「會展快運易」手機應用程式。

<p>Apple Store</p> 	<p>Google Play</p> 	<p>APK 檔案 (Huawei / Xiaomi / VIVO)</p> 
		

## 進場/撤館程序 <重要>

1. 進館日 4月12日: 葵涌模式 (TY Mode)
  2. 撤館日 4月16日: 葵涌模式 (TY Mode)
- \*貨車/輕型客貨車必須先到葵涌車輛報到處。

## 入場模式

請留意許可證上「進場時段」的標示

### 葵涌模式 (TY Mode)

- 司機需要在手機應用程式上掃描電子版車輛通行證並取籌。
- 籌號被叫後根據提示的時間前往葵涌車輛報到處。
- 職員將於葵涌車輛報到處掃描用戶手機程式中的二維碼。
- 用戶可於成功掃描後前往灣仔會展中心。
- 會展中心職員將於灣仔會展中心卸貨區再次掃描用戶手機程式中的二維碼。如顯示有效，貨車將可以進入卸貨樓層。



電子車證樣本 (僅供參考)

### 「會展快運易」教學影片

- <https://www.youtube.com/watch?v=pgphCJWVvsQ>



「會展快運易」熱線: 2582 7130

### 於「會展快運易」手機應用程式上瀏覽使用教學及其他詳細資訊

- 點擊「帳戶」
- 選擇「使用教學」及「常見問題」



電子車輛許可證只供上落貨之用。嚴禁泊車。私家車不可駛入卸貨區。當車輛進入會展貨物起卸區時，司機須使用八達通卡 / Visa / 萬事達卡拍卡進場。為有效舒緩當日貨物起卸區交通緊張的情況，免費上落貨限時為 60 分鐘。如需繳交費用，將直接從同一張八達通卡 / Visa / 萬事達卡扣除。正式收據可以從自動出閘機列印。

香港會議展覽中心將於 **4月12日及4月16日** 實施進場車輛使用時間收費計劃。有關收費如下：

	每半小時收費(或不足半小時)
車輛進場後首 60 分鐘	免費
其後兩小時內	港幣 100 元
超過三小時	港幣 150 元

博覽道展館之裝卸區只適用於 2.2 米或以下車輛進入。

## (二) 私家車 / 的士進場程序

於進館及撤館其間將酌情准許的士及私家車駛入會展中心範圍，但不得停留或候客。進入會展中心之私家車及的士不需要持有車輛許可證或到車輛等候處報到，唯所有私家車及的士只能於會展中心博覽道 / 港灣道正門進行落貨。司機於落貨後必須盡快離開會展中心，不得停留或候客。

以上的安排已在早前的數個展覽會實施，並能有效地紓緩當日的交通情況。如有查詢，請與主辦機構聯絡。多謝各參展商之諒解及合作。

註：於進場及撤場當日，大會將視乎灣仔北及周邊一帶之交通情況，酌情採取改道措施或其他交通管制安排。

## (2) 運送工人

於進館及撤館日，運送司機/工人將於起卸台或車輛調度區的出入口，獲發一手帶以作識別。工人取得當天的手帶後，於當天內可經由任何其他入口進入展覽場地。沒有有效手帶的運送司機/工人將立即被請離場。



## Location of the Offsite Marshalling Area at Kwai Chung 葵涌車輛等候處位置圖

Checkpoint Location: Container Port Road South Driving Test Centre

葵涌模式報到地點：貨櫃碼頭南路駕駛考試中心

